

BIOCARE
M E D I C A L

Chromogens

Vivid Color & Clarity for IHC



HRP Chromogens

Horseradish Peroxidase (HRP) chromogens are available in brown, green, red or purple. All HRP chromogens are insoluble in alcohol and can be coverslipped with a xylene, non-xylene or toluene-based permanent mounting media.

Betazoid DAB™ is superior to conventional DAB for stability and staining intensity. It is insoluble in alcohol or xylene and can be coverslipped just like any other DAB. Developed and available for both manual and automated protocols.

- ▶ Coconut Brown
- ▶ Superior stability and intensity
- ▶ 2-5 minute incubation
- ▶ May increase antibody titers by two fold


 Betazoid DAB Chromogen Kit staining breast cancer with c-erbB-2



Vina Green™ is a novel permanent green chromogen. Vina Green is clearly distinguishable from Warp Red and DAB on a single slide, enabling high flexibility for applications such as Multiplex IHC™. Developed for both manual and automated platforms, Vina Green is suitable for both immunohistochemistry (IHC) and *in situ* hybridization (ISH) applications including, CMV, EBER, p63, TTF-1, Ki-67 and other targets antigens such as blood and lymphatic vessels, and basal and myoepithelial cells.

- ▶ Candy Apple Green
- ▶ Stable and vivid staining quality
- ▶ 5-10 minute incubation
- ▶ 4 hours stability at room temperature

 Vina Green Chromogen Kit staining colon cancer with Ki-67



Romulin AEC™ produces a deep brick red stain and consists of four components: buffer, stabilizer, chromogen and hydrogen peroxide.

- ▶ Brick Red
- ▶ 5-7 minute incubation

 Romulin AEC staining colon cancer with Pan Cytokeratin AE1/ AE3



Bajoran Purple™ produces a permanent royal-purple stain and can be used in double- and triple-stain procedures and nitrocellulose blots. Viewable in both brightfield and darkfield microscopy.

- ▶ Royal Purple
- ▶ 2-10 minute incubation

 Bajoran Purple staining Squamous Cell Carcinoma with CK5



AP Chromogens

Alkaline phosphatase (AP) chromogens are available in red or blue. AP chromogens should be used with TBS, as PBS is a competitive inhibitor of AP and reduces staining. All AP chromogens can be coverslipped with a non-xylene or toluene-based permanent mounting media. Red AP chromogens can also be coverslipped with xylene.

Warp Red™ is a faster, sharper and more stable red chromogen for both manual and automated systems. Warp Red is quick and sensitive; providing an accelerated protocol time with consistent staining quality. Its sensitivity is two times greater than standard Fast Red, creating a superior contrast for Multiplex IHC™.


- ▶ Bright Fuchsin Red color
- ▶ 5 - 7 minute incubation
- ▶ Compatible with immunofluorescence



📷 Warp Red Chromogen Kit Staining PIN-4™ with 5 minutes incubation

Ferangi Blue™ produces a bright royal blue stain and is clearly distinguished from Warp Red and DAB, enabling high flexibility for Multiplex IHC applications. Coverslip with a non-xylene or toluene based permanent mounting media. Developed for both manual and automated systems.

- ▶ Bright royal blue color
- ▶ 5-7 minute incubation
- ▶ Enhanced staining signal



📷 Ferangi Blue Chromogen Kit staining colon cancer with CK8/18

Vulcan Fast Red™ is insoluble in organic solvents and can be coverslipped with a permanent mounting media. It produces a bright fuchsin-red precipitate that can be viewed by both brightfield and darkfield microscopy.

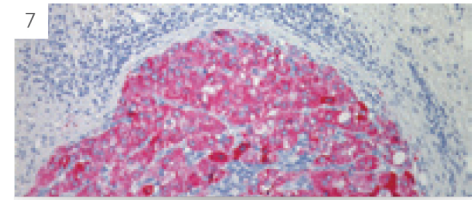
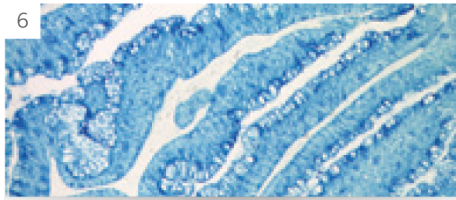
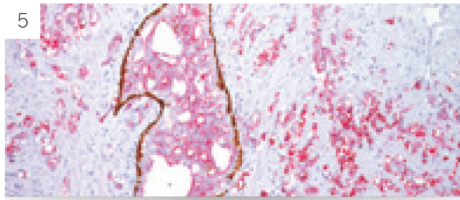
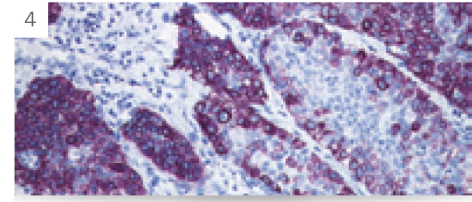
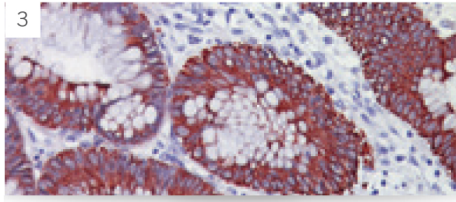
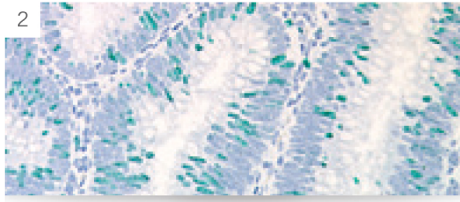
- ▶ Bright Fuchsin Red color
- ▶ 10 -15 minute incubation
- ▶ Compatible with immunofluorescence



📷 Vulcan Fast Red Chromogen Kit staining melanoma with S100

Chromogens

Vivid Color & Clarity for IHC



1 Betazoid DAB Chromogen Kit staining breast cancer with c-erbB-2 2 Vinal Green Chromogen Kit staining colon cancer with Ki-67 3 Romulin AEC staining colon cancer with Pan Cytokeratin AE1/ AE3 4 Bajoran Purple staining Squamous Cell Carcinoma with CK5 5 Warp Red Chromogen Kit Staining PIN-4™ with 5 minutes incubation 6 Ferangi Blue Chromogen Kit staining colon cancer with CK8/18 7 Vulcan Fast Red Chromogen Kit staining melanoma with S100

Ordering Information

HRP Chromogens	Color	Cat. No.
Betazoid DAB (3rd Generation)	Brown	BDB2004 H, L, MM
intelliPATH™ DAB Chromogen Kit	Brown	IPK5010 G80
Cardassian DAB (2nd Generation)	Black Brown	DBC859 H, L10
DAB (1st generation)	Brown	DB801 R, L, M
Vinal Green	Green	VG807 H, S
Romulin AEC	Red	RAEC810 L, M
Bajoran Purple	Purple	BJP811 L
AP Chromogens	Color	Cat. No.
Warp Red™ Kit	Fuchsin Red	WR806 H, S
intelliPATH™ Warp Red™ Kit	Fuchsin Red	IPK5024 G80
Ferangi Blue™ Kit 2	Blue	FB813 H, S
intelliPATH™ Ferangi Blue™ Kit 2	Blue	IPK5027 G20
Vulcan Fast Red	Fuchsin Red	FR805 H, S, M, 5L
Enhancements	Description	Cat. No.
DAB Enhancer™	Adds contrast and staining intensity	DBE860 G
DAB Sparkle™	Increase sensitivity and contrast	DS830 H, L, M

BIOCARE
MEDICAL

800.799.9499
4040 Pike Lane
Concord CA 94520

Distributed by:



50 Valleywood Drive
Markham, Ontario L3R 6E9
800.387.9643
800.268.1150 Français
905.470.2381 Fax
inter-medico.com

www.biocare.net