



erytra
eflexis[®]

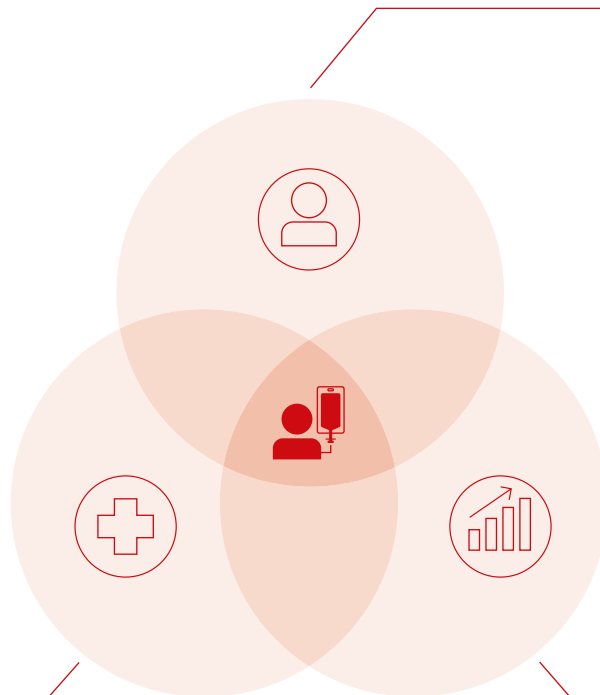


Execute excellence by expanding
the power of your lab automation



TYPING

Healthcare organizations face increasing challenges



STAFFING PRESSURES

After blood, labor is the highest cost for a transfusion service

- High labor cost
- Difficult to hire and attract qualified staff
- Heavy workloads and inefficiencies lead to burnout

PATIENT EXPERIENCE & OUTCOMES

Focusing on cost without considering the effects on the patient may impact quality of care

Patient satisfaction can decrease due to delayed lab results

- Delayed testing can increase costs and treatment time
- Cost pressure may impact quality of care

FINANCIAL PRESSURES

Institutions must address multiple issues to ensure their success

- Optimize labor costs
- Limit staff training/proficiency costs
- Reduce turnover
- Deliver faster care
- Reduce total cost

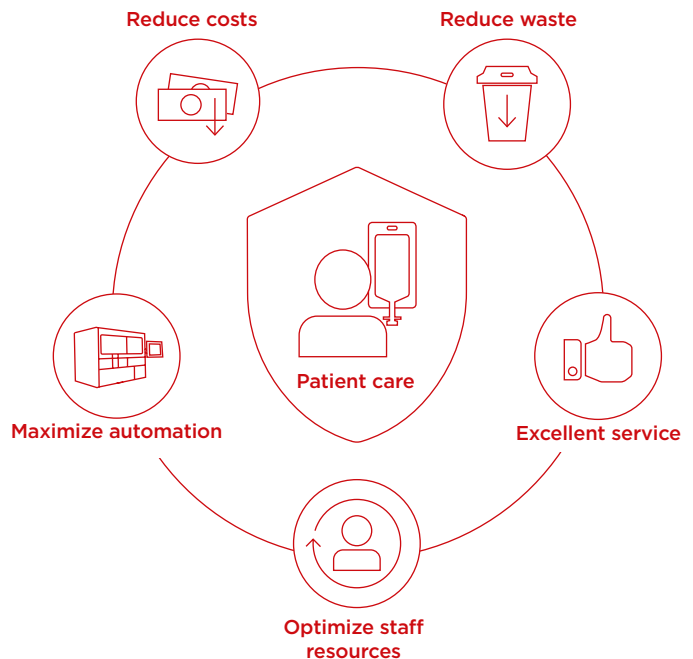
It's time to challenge the status quo by focusing your laboratory automation on your needs and goals

How do you keep patient safety at the forefront while also addressing all the other daily issues?

Optimize the economic and human resources, workload, and space availability

- Maximize automation, minimizing errors and delays to further reduce costs and patient care delays
- Optimize staff resources and reduce waste while providing excellent service throughout the product's lifetime

Experience the benefits of Erytra Eflexis, the fully automated analyzer for immunohematology testing



Erytra Eflexis is a state-of-the-art, mid-sized analyzer that performs pretransfusion compatibility testing. By using Erytra Eflexis, you can optimize staff resources, reduce waste, improve patient care, increase efficiency and accuracy, simplify staff training, and allow for high throughput.



By automating your immunohematology testing using Erytra Eflexis, you can benefit from



Error reduction and improved clinical outcomes

ENHANCED SAFETY

- Reduced laboratory errors with complete automation of testing and standardized results
- Improved process quality and reproducibility with rapid automation of testing needs
- Accuracy of results verified via discrepancy check in the results database
- Prioritized emergency patients with an optimized process for STAT samples
- High-resolution reading with a multi-functional CCD camera and artificial vision algorithm
- Less operator exposure to biohazard with direct waste drain and automatic card disposal
- Optimized reading process with high-resolution color images and remote access
- Up-to-date and accurate information on workflow status and pending timings



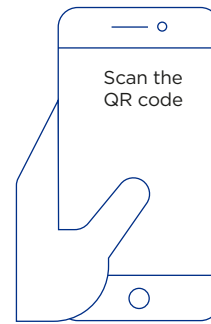
Cost savings

IMPROVED EFFICIENCY

- Increased walk-away time and high autonomy due to high capacity for reagents, samples, and fluids
- Minimal hands-on time frees staff to perform other lab tasks, increasing overall lab efficiency
- Optimized workflow and system efficiency with dynamic flow adaptation
- Ability to run for a full shift before hands-on time is needed
- Enhanced lab productivity with Grifols unique probe technology for rapid test performance
- Reduced reagent handling with on-board stability of reagents RBCs
- Extended capacity of resources with 100% reuse of partially used cards
- Secure Remote Connectivity tool allows fast remote intervention from experts, minimizing downtime



Streamlined operations



Video Eflexis



or click to watch the video

SIMPLICITY

- Easy to learn and use, reducing employee training time
- Improved usability with clear icons, warnings, and alarms
- Increased throughput and instrument performance with optimized planning
- Customizable to meet different lab needs
- Compact design optimizes lab space and supports lean standards
- Minimal monthly decontamination procedures
- Increased traceability with password-controlled user roles



Distributed by:



**INTER
MEDICO**

50 Valleywood Drive
Markham, Ontario L3R 6E9
800.387.9643
800.268.1150 Français
905.470.2381 Fax
inter-medico.com

“Grifols immunohematology analyzers have proven to be flexible to various workflows, ensuring the complete automation of routine procedures without any delays.

The combination of reagents and instruments, allows the lab to achieve conclusive diagnostic results with ease.

We are very satisfied with the accompaniment and support provided by the Grifols team.”

Dr. C. Vezzoli,

Lab Director of the Transfusion Service in Chiari Hospital, Italy

DIAGNOSTIC
**Support
& Services**

We deliver solutions to facilitate high-quality patient care with a dedicated and responsive team of professionals.

GRIFOLS

Diagnostic Grifols, S.A.
Pg. Fluvial, 24
08015 Parets del Vallès
Barcelona, España
Tel: +34 935 710 400

Grifols International, S.A.
Parc Empresarial Can Sant Joan
Av. de la Generalitat, 152-158
08174 Sant Cugat del Vallès
Barcelona, Spain
Tel: +34 935 710 500